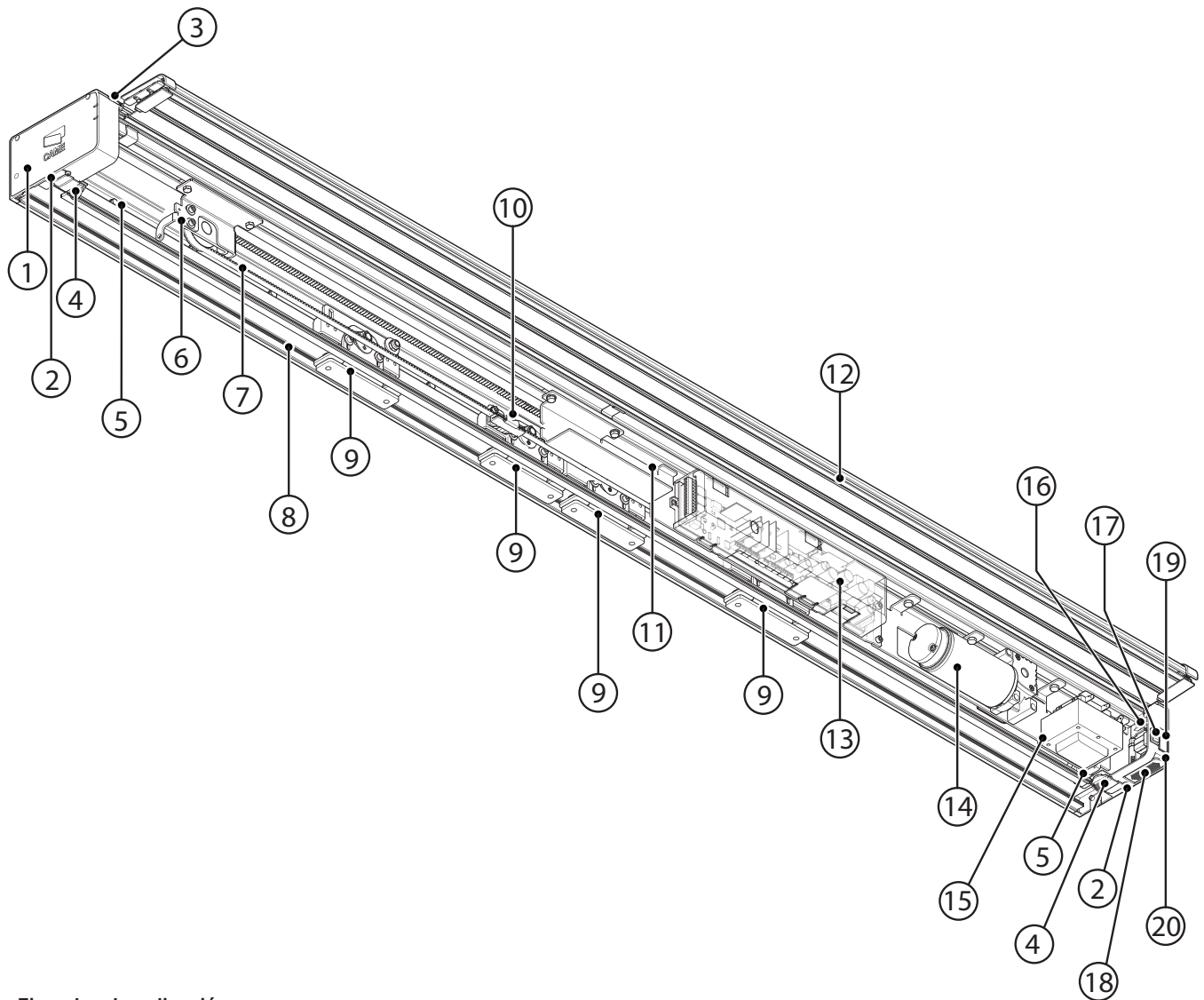


## Descripción de las partes

- |                                     |  |                                   |
|-------------------------------------|--|-----------------------------------|
| 1. Tapa lateral izquierda           | 8. Cepillo                               | 15. Transformador                 |
| 2. Tornillo anti-desbloqueo         | 9. Carro                                 | 16. Palanca de sostén cubreperfil |
| 3. Perno de muelle para cubreperfil | 10. Enganche correa                      | 17. Interruptor                   |
| 4. Retén de cierre                  | 11. Espacio para baterías suplementarias | 18. Palanca de desbloqueo         |
| 5. Retén hoja mecánico              | 12. Cubreperfil                          | 19. Portafusible                  |
| 6. Transmisión correa               | 13. Tarjeta electrónica                  | 20. Tapa lateral derecha          |
| 7. Correa                           | 14. Motorreductor                        |                                   |



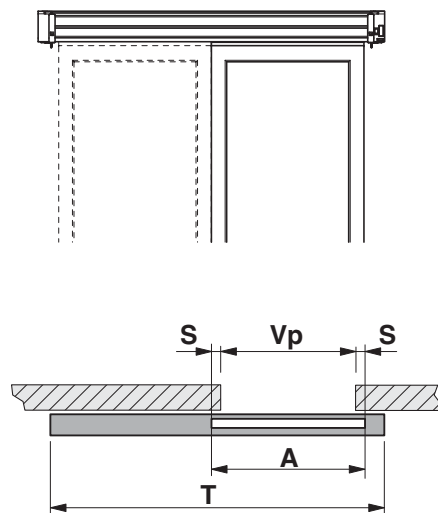
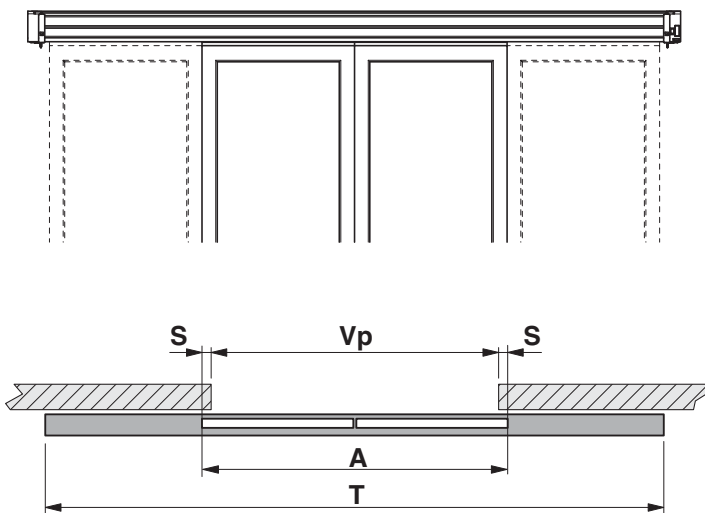
## Ejemplos de aplicación

### AUTOMATIZACIÓN PARA PUERTA CORREDERA DE DOS HOJAS

A	$V_p + (2 \times S)$
T	$A \times 2 + 26 \text{ mm}$
LT	$LT = T - 26 \text{ mm}$

### AUTOMATIZACIÓN PARA PUERTA CORREDERA DE UNA HOJA

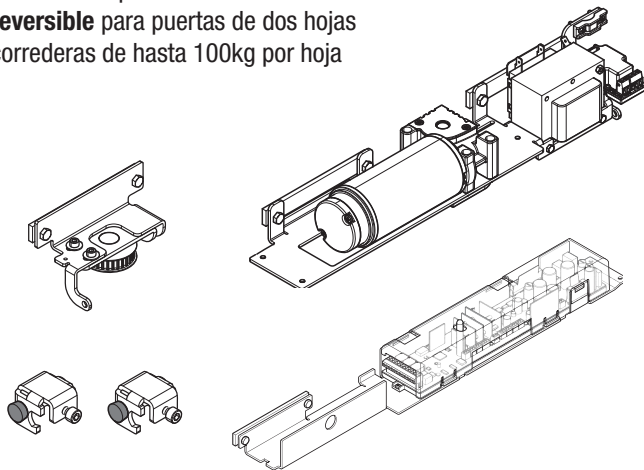
As	$V_p + (2 \times S)$
T	$A \times 2 + 26 \text{ mm}$
LT	$LT = T - 26 \text{ mm}$



**Lista de componentes del kit  
SIPARIO**

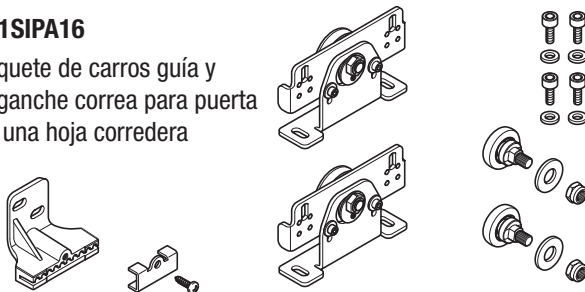
**001MSIPARIO**

Sistema completo con **motorreductor reversible** para puertas de dos hojas correderas de hasta 100kg por hoja



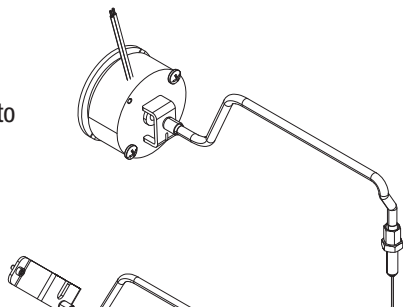
**001SIPA16**

Paquete de carros guía y enganche correa para puerta de una hoja corredera



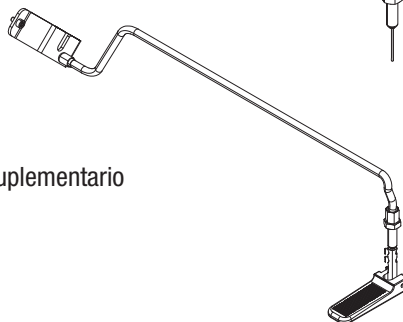
**001SIPA02 (opcional)**

Electrobloqueo completo



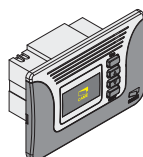
**001SIPA07 (opcional)**

Desbloqueo de cable suplementario



**001SIPA03 (opcional)**

Selector funciones



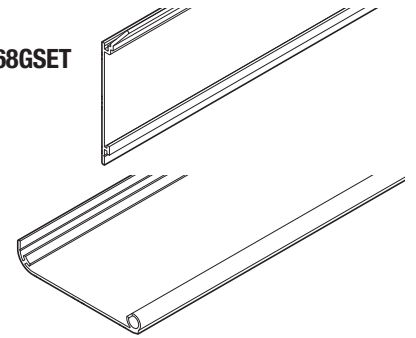
**001SIPA04 (opcional)**

Selector transceiver




**001SIPC68SET / 001SIPC68GSET**

Cubreperfil



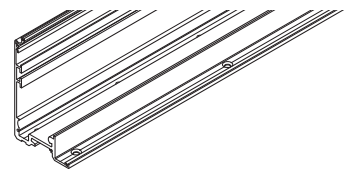
**001SIPT68SET**

Perfil travesaño L = 6850 mm



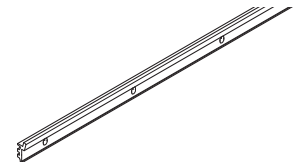
**001SIPT67SET**

Perfil travesaño perforado L = 6700 mm



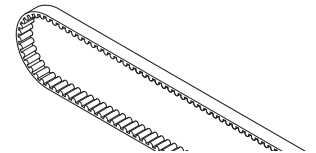
**001SIPP68SET (opcional)**

Perfil de enganche de pared L = 6850 mm




**001SIPA17**

Kit correa 30 metros



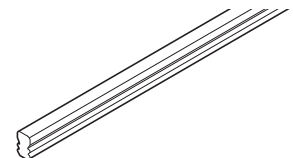
**001SIPA18**

Paquete guardapolvo 30 metros



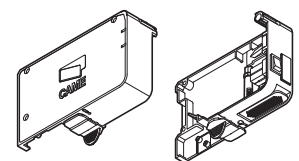
**001SIPA19**

Paquete burlete 30 metros



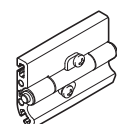
**001SIPTL**

Kit tapas laterales



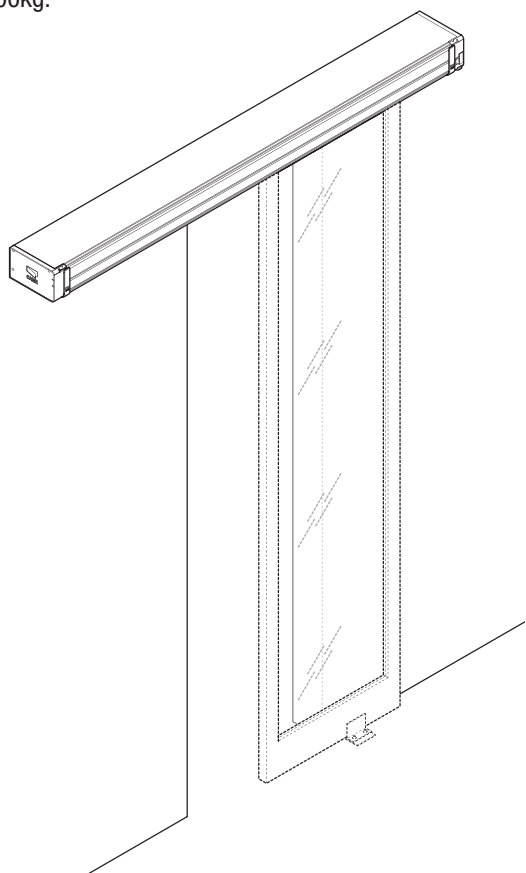
**001SIPA10**

Kit 10 bisagras



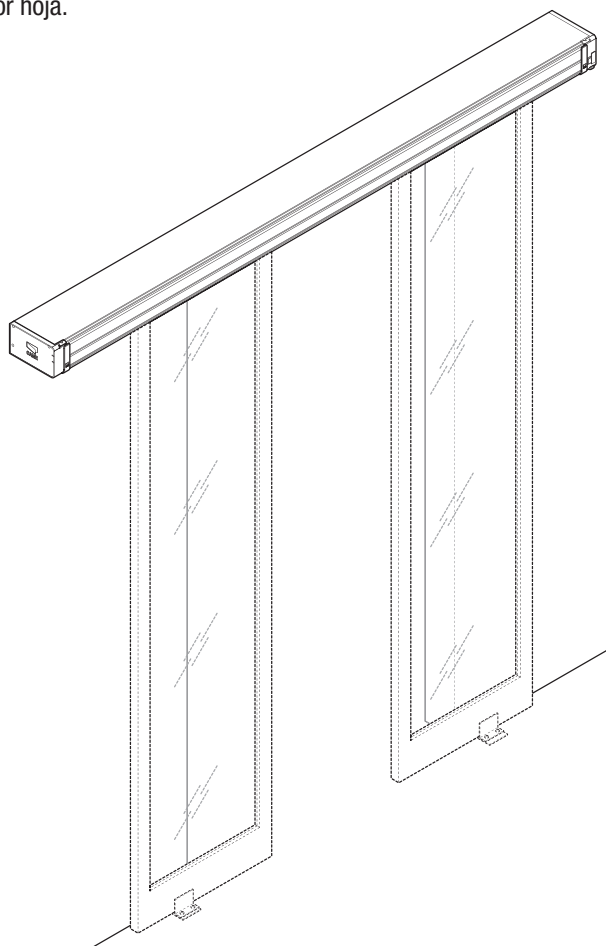
**001SIPARIO1**

Automatización para una hoja corredera de hasta 100kg.



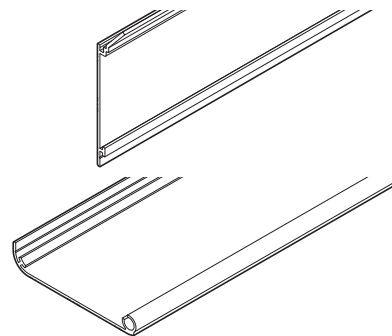
**001SIPARIO2**

Automatización para dos hojas correderas de hasta 100 kg por hoja.



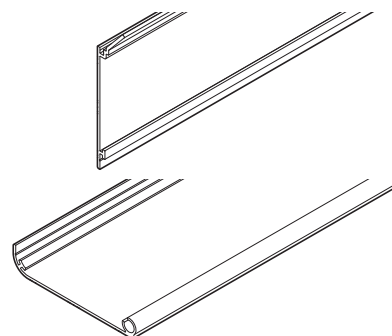
**001SIPC**

Cubreperfil de aluminio anodizado con protector antipolvo y bisagras



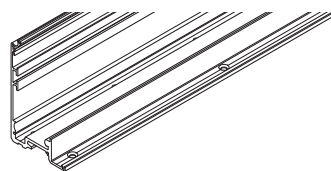
**001SIPCG**

Cubreperfil de aluminio basto con protector antipolvo y bisagras



**001SIPTR**

Perfil travesaño perforado de aluminio anodizado



**001SIPP (opcional)**

Perfil de enganche de pared

